


HOW TO GUIDE

WASHABLE FACE COVERING


TO PUT MASK ON




Wash hands for a minimum of 20 seconds, then sanitise hands.



Check that the mask is not damaged; if it is, discard it.



Position the mask to cover the nose and mouth.



To secure the mask in place, position the ear loops around the ears.

5.

Make sure that the mask fits against the bridge of the nose and also covers the nose, mouth and entire chin.




REMOVING THE MASK



Wash hands for a minimum of 20 seconds, then sanitise hands.



Remove the mask by the ear loops
DO NOT touch the outside of the mask while removing it as it may be contaminated.



Place directly in washing machine after each use.



Wash hands for a minimum of 20 seconds, then sanitise hands.

5.

Wash as per care instructions

CARE INSTRUCTIONS

